

7-353908-6 ✓ ACTIVE

## AMP Mini CT

TE Internal #: 7-353908-6

Housing, Receptacle, Wire-to-Wire / Wire-to-Panel / Wire-to-Board,  
16 Position, 1.5 mm [.059 in] Centerline, Crimp, 1 Row, Blue, AMP  
Mini CT

[View on TE.com >](#)



[Connectors >](#) [PCB Connectors >](#) [Wire-to-Board Connectors >](#) [Wire-to-Board Connector Assemblies & Housings >](#)

[Mini Common Termination \(CT\) Housings](#)



Connector Product Type: **Housing**

Connector & Housing Type: **Receptacle**

Connector System: **Wire-to-Board, Wire-to-Panel, Wire-to-Wire**

Number of Positions: **16**

Centerline (Pitch): **1.5 mm [.059 in]**

[All Mini Common Termination \(CT\) Housings \(38\)](#)

## Features

### Product Type Features

Connector Product Type	Housing
Connector & Housing Type	Receptacle
Connector System	Wire-to-Board, Wire-to-Panel, Wire-to-Wire
Sealable	No
Connector & Contact Terminates To	Wire & Cable

### Configuration Features

Number of Positions	16
Number of Rows	1

### Electrical Characteristics

Insulation Resistance	500 M $\Omega$
Operating Voltage	50 VAC

### Contact Features

Contact Layout	Inline
Contact Type	Socket
Contact Current Rating (Max)	3 A

### Termination Features



Termination Method to Wire & Cable	Crimp
------------------------------------	-------

### Mechanical Attachment

Strain Relief	Without
---------------	---------

Panel Mount Feature	Without
---------------------	---------

PCB Mount Retention	Without
---------------------	---------

Mating Retention Type	Detent
-----------------------	--------

Mating Retention	With
------------------	------

Connector Mounting Type	Cable Mount (Free-Hanging)
-------------------------	----------------------------

### Housing Features

Housing Entry Configuration	Both Ends Closed
-----------------------------	------------------

Housing Material	Nylon 66
------------------	----------

Centerline (Pitch)	1.5 mm [.059 in]
--------------------	------------------

Housing Color	Blue
---------------	------

### Dimensions

Connector Length	25.55 mm [1.006 in]
------------------	---------------------

Connector Height	6 mm [.236 in]
------------------	----------------

Connector Width	3.6 mm [.141 in]
-----------------	------------------

Accepts Wire Insulation Diameter Range	.85 – 1.05 mm [.033 – .041 in]
--	--------------------------------

Wire Size	.05 – .22 mm <sup>2</sup>
-----------	---------------------------

### Usage Conditions

Operating Temperature Range	-30 – 105 °C [-22 – 221 °F]
-----------------------------	-----------------------------

### Operation/Application

Circuit Application	Power & Signal
---------------------	----------------

### Industry Standards

Glow Wire Rating	Standard Part - Not Glow Wire
------------------	-------------------------------

UL Flammability Rating	UL 94V-0
------------------------	----------

UL File Number	E28476
----------------	--------

Agency/Standard	CSA, UL
-----------------	---------

CSA File Number	LR 7189-133
-----------------	-------------

### Packaging Features

Packaging Quantity	500
--------------------	-----

Packaging Method	Box
------------------	-----

## Product Compliance

[For compliance documentation, visit the product page on TE.com>](#)


EU RoHS Directive 2011/65/EU	Compliant
EU ELV Directive 2000/53/EC	Compliant
China RoHS 2 Directive MIIT Order No 32, 2016	No Restricted Materials Above Threshold
EU REACH Regulation (EC) No. 1907/2006	Current ECHA Candidate List: JUNE 2022 (224) Candidate List Declared Against: JUNE 2022 (224) Does not contain REACH SVHC
Halogen Content	Low Halogen - Br, Cl, F, I < 900 ppm per homogenous material. Also BFR/CFR/PVC Free
Solder Process Capability	Not applicable for solder process capability

### Product Compliance Disclaimer

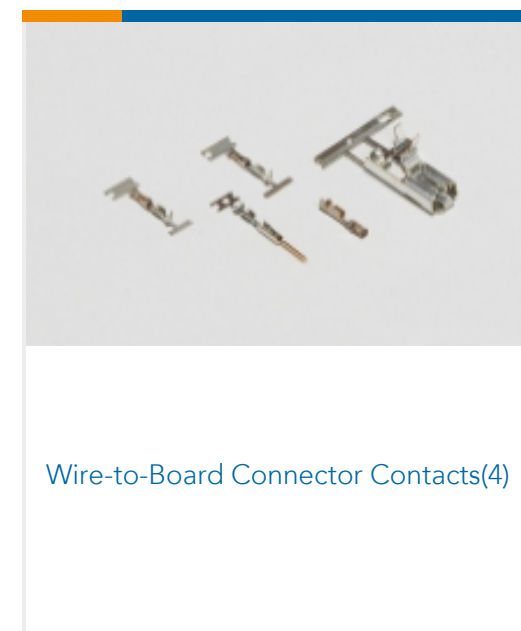
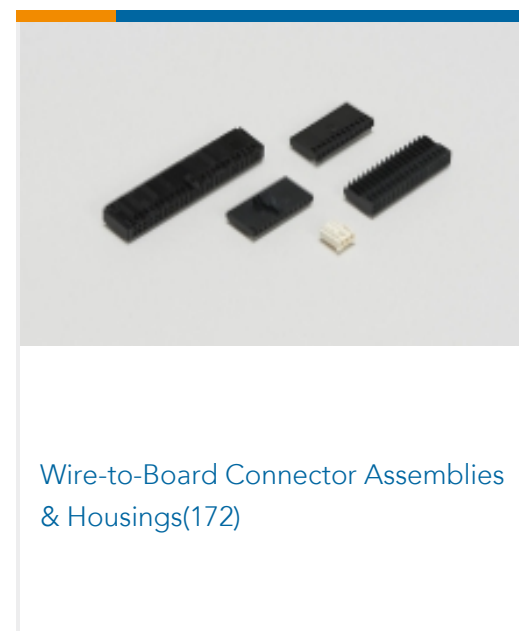
This information is provided based on reasonable inquiry of our suppliers and represents our current actual knowledge based on the information they provided. This information is subject to change. The part numbers that TE has identified as EU RoHS compliant have a maximum concentration of 0.1% by weight in homogenous materials for lead, hexavalent chromium, mercury, PBB, PBDE, DBP, BBP, DEHP, DIBP, and 0.01% for cadmium, or qualify for an exemption to these limits as defined in the Annexes of Directive 2011/65/EU (RoHS2). Finished electrical and electronic equipment products will be CE marked as required by Directive 2011/65/EU. Components may not be CE marked. Additionally, the part numbers that TE has identified as EU ELV compliant have a maximum concentration of 0.1% by weight in homogenous materials for lead, hexavalent chromium, and mercury, and 0.01% for cadmium, or qualify for an exemption to these limits as defined in the Annexes of Directive 2000/53/EC (ELV). Regarding the REACH Regulation, the information TE provides on SVHC in articles for this part number is based on the latest European Chemicals Agency (ECHA) 'Guidance on requirements for substances in articles' posted at this URL: <https://echa.europa.eu/guidance-documents/guidance-on-reach>

## Compatible Parts

 <p>TE Part # CAT-AM7053-C7671 MINI COMMON TERMINATION CONTACTS</p>	 <p>TE Part # 1-292230-6 1.5 MINI CT SGL V SMT W/BOSS 1</p>	 <p>TE Part # 1-292215-6 MINI CT SGL RELAY 16P NAT</p>	 <p>TE Part # CAT-AM7053-H342 MINI COMMON TERMINATION HEADERS</p>
--	---	---	--



## Also in the Series | AMP Mini CT



## Documents

### Product Drawings

[CT REC HSG 16P CRIMP TYPE BLU](#)

English

### CAD Files

Customer View Model

[ENG\\_CVM\\_CVM\\_7-353908-6\\_P.2d\\_dxf.zip](#)

English

3D PDF

3D

Customer View Model

[ENG\\_CVM\\_CVM\\_7-353908-6\\_P.3d\\_igs.zip](#)

English

Customer View Model

[ENG\\_CVM\\_CVM\\_7-353908-6\\_P.3d\\_stp.zip](#)

English

By downloading the CAD file I accept and agree to the [Terms and Conditions](#) of use.

### Datasheets & Catalog Pages

[6-1773454-5\\_AMP\\_Mini\\_CT\\_Connector\\_Series\\_QRG](#)

English

### Product Specifications

[Application Specification](#)

English



## Product Environmental Compliance

### Product Compliance

English

### Product Compliance

English

---

## Instruction Sheets

### Instruction Sheet for Mini CT DC Drawer Connector SF Type

Japanese

### Instruction Sheet (non U.S.)

English

### 1.5mm Pitch Mini CT DC Drawer Connector SF Type

Japanese

### Instruction Sheet (non U.S.)

Japanese

### 1.5mm Pitch Mini CT Hybrid Drawer Connector SF Type

Japanese

### Instruction Sheet (non U.S.)

Japanese

### 1.5mm Pitch Mini CT Hybrid Drawer Connector Slim Type

Japanese

### Instruction Sheet (non U.S.)

Japanese